




SQUARE WHEEL BRUSHES

Mill-Rose square wheel brushes are available in high carbon steel or stainless steel and are ideal for side and bottom cleaning or cutting action. Note: Brushes must be fully inserted in chuck and tightened securely.

SQUARE WHEEL BRUSHES - 1/4" Shank

CATALOG NUMBER		Size	Overall	Wire Size	M.S.F.S. (R.P.M.S.)
H/C Steel	Stainless				
76100	76101	1"	3-5/8"	.006	4500
76102		1"	3-5/8"	.010	4500
76104	76105	1-1/16"	3-11/16"	.006	4500
76106	76107	1-1/4"	3-3/4"	.006	4500
76108		1-1/4"	3-3/4"	.010	4500
76110		1-1/2"	3-7/8"	.006	4500
76112		1-5/8"	3-15/16"	.006	4500
76114		1-5/8"	3-15/16"	.010	4500
76116		1-3/4"	4"	.006	4500
76118		1-3/4"	4"	.010	4500
76120		1-7/8"	4-1/16"	.006	4500
76122		1-7/8"	4-1/16"	.010	4500



ALWAYS OBSERVE THE FOLLOWING SAFETY PRACTICES

- Never operate Rotary Brushes above recommended safe speed
- Keep all machine guards in place during operation
- Always wear protective eye goggles when working.